

CENTREPOINT
(ANTILEVERED)
PLANTER

OVERALL COLUMN HEIGHT 2300
CASING TOTAL TO BE 2300-150-5
= 2145. LENGTH OF UPPER + LOWER
TBC CLIFTON - DEPENDENT ON
HEIGHT OF PLANTER FROM GROUND.

440 CIRCUM.
± 0.140

* ANY GUSSETS
TO BE ADDED AS
REQUIRED


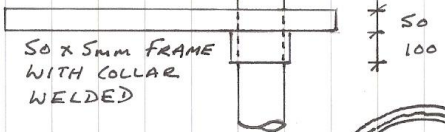
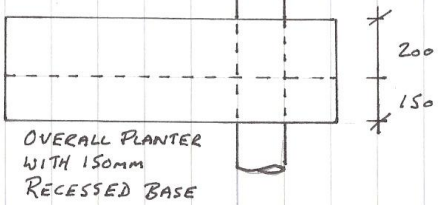
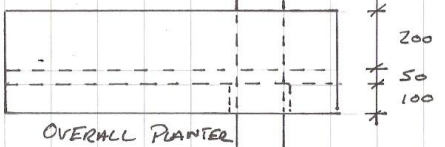
COLLAR
TO BE WELDED
PLATE WELDED
TO FLAT BAR
FRAME.

M8 STUDS WELDED
TO PLANTER

* LOOSE FITTING
PLATE BOLTED IN.
ENSURE LIP IS
CONTINUOUS.

4 x M10 HOLES TO
SUIT M8 BOLTS

50 x 6mm PP
SUPPORT FRAME



FRONT CASING
OVER FOLDED TO
SNAP AROUND REAR
CASING + COLUMN??

